



# 2020 Interim Results

For the half year ended 31 July 2020



A I R P A R T N E R P L C



# DISCLAIMER

---

Certain information included in this presentation is forward looking and involves risks, assumptions and uncertainties that could cause actual results to differ materially from those expressed or implied by forward looking statements. Forward looking statements cover all matters which are not historical facts and include, without limitation, projections relating to results of operations and financial conditions and Air Partner plc's plans and objectives for future operations. These may include, without limitation, discussions of expected future revenues, financing plans, expected expenditures, risks associated with changes in economic conditions, the strength of the aviation markets in the jurisdictions in which the Air Partner group operates, changes in exchange and interest rates. Forward looking statements can be identified by the use of forward looking terminology, including, but not limited to, terms such as "believes", "estimates", "anticipates", "expects", "forecasts", "intends", "plans", "projects", "goal", "target", "aim", "may", "will", "would", "could" or "should" or, in each case, their negative or other variations or comparable terminology. Forward looking statements are not guarantees of future performance. All forward looking statements in this presentation are based upon information known to Air Partner plc on the date of preparation of this presentation. Accordingly, no assurance can be given that any particular expectation will be met and readers are cautioned not to place undue reliance on forward looking statements. Additionally, forward looking statements regarding past trends or activities should not be taken as a representation that such trends or activities will continue in the future. Other than in accordance with its legal or regulatory obligations (including under the UK Listing Rules and the Disclosure and Transparency Rules of the Financial Conduct Authority), Air Partner plc undertakes no obligation to publicly update or revise any forward looking statement, whether as a result of new information, future events or otherwise. Nothing in this presentation shall exclude any liability under applicable laws that cannot be excluded in accordance with such laws.

# Mark Briffa

*Chief Executive Officer*



# FINANCIAL HIGHLIGHTS

- Gross profit of £27.7m, up 61.0% on prior year, driven by record levels of trading in Group Charter and Freight as a result of COVID-19 related work
- Underlying \* PBT of £10.5m (FY19: £3.0m), up on the prior period by 250.0%
- Statutory reported profit before tax up by 217.9% to £8.9m (FY19: £2.8m)
- Net cash (excluding JetCard cash) of £18.0m, an increase of £24.9m from year end (net debt £6.9m)
  - Exceptionally high point in the trading cycle; anticipated to unwind in H2
- Underlying \* EPS of 12.8p, up 197.7% (HY19: 4.3p)
- Statutory EPS of 10.1p, up 146.3% (HY19: 4.1p)
- Recommencement of dividend at 0.8p for interim period, down 55.6% (HY19: 1.8p)

\* Stated before exceptional and other items

- Record results as portfolio diversity enables Group to support COVID-19 evacuations and PPE flying
- Charter division up 70.0% on prior year at £25.5m with Group Charter and Freight divisions up 70.8% and 352.6% respectively
- Difficult trading period for Private Jets, down 23.3%, due to border closures, travel restrictions, national lockdowns and quarantines
- Number of new JetCards sold up 50% on prior period
- Safety & Security (S&S) gross profit of £2.3m, up 9.5%, supported by £1.0m contribution from Redline
  - Consultancy and training activities significantly impacted by pandemic
- US has contributed 45% of gross profit in the period (up 23% on the prior year)
- In its first year of ownership, Redline has secured a number of new business wins with a diverse range of customers for delivery in the next two to three years
- Successful, oversubscribed share placing raised gross proceeds of £7.5m in June 2020
  - Proceeds used to pay down debt from Redline acquisition and free up working capital for organic growth investments

# AIR PARTNER'S CUSTOMER OFFERING<sup>1</sup>



## Diverse Global Customer Base

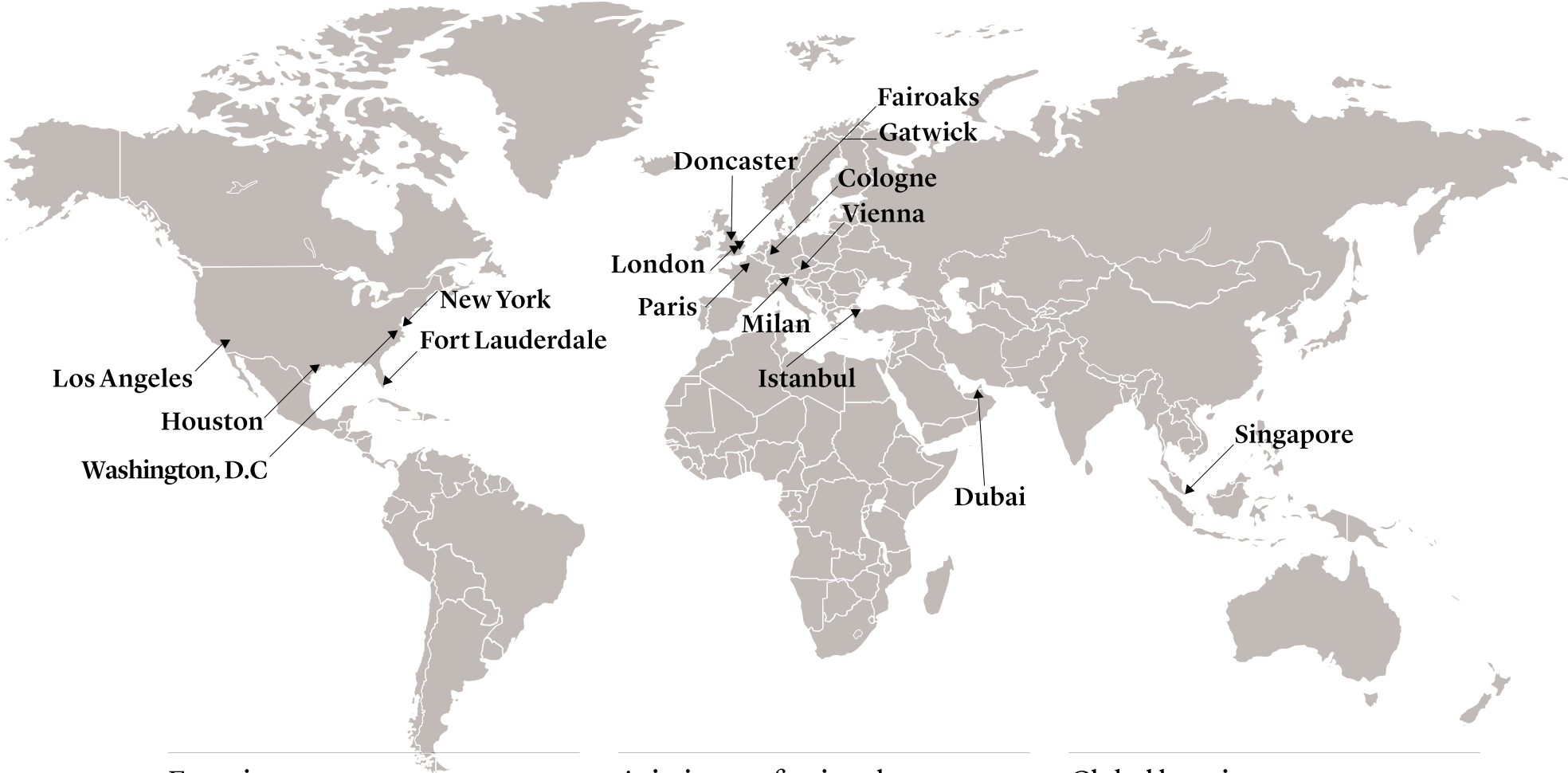
- Airline operators
- Military & civil organisations
- Regulators
- Airports
- Oil & Gas
- Sports
- MICE
- Corporates
- Individuals

1. This slide is illustrative of our services and is not a breakdown of our divisional structure  
2. Specialist Services is a range of aviation services that compliment our Charter business – Scheduled Group Travel, Tour Operations, Air Evacuation, Aircraft Sales and Leasing and Flight Operations



# STRONG GEOGRAPHIC PRESENCE

Founded in 1961, Air Partner is a global aviation services group providing aircraft charter and aviation safety & security solutions to industry, commerce, governments and private individuals, across civil and military organisations.



Experience

**59yrs**

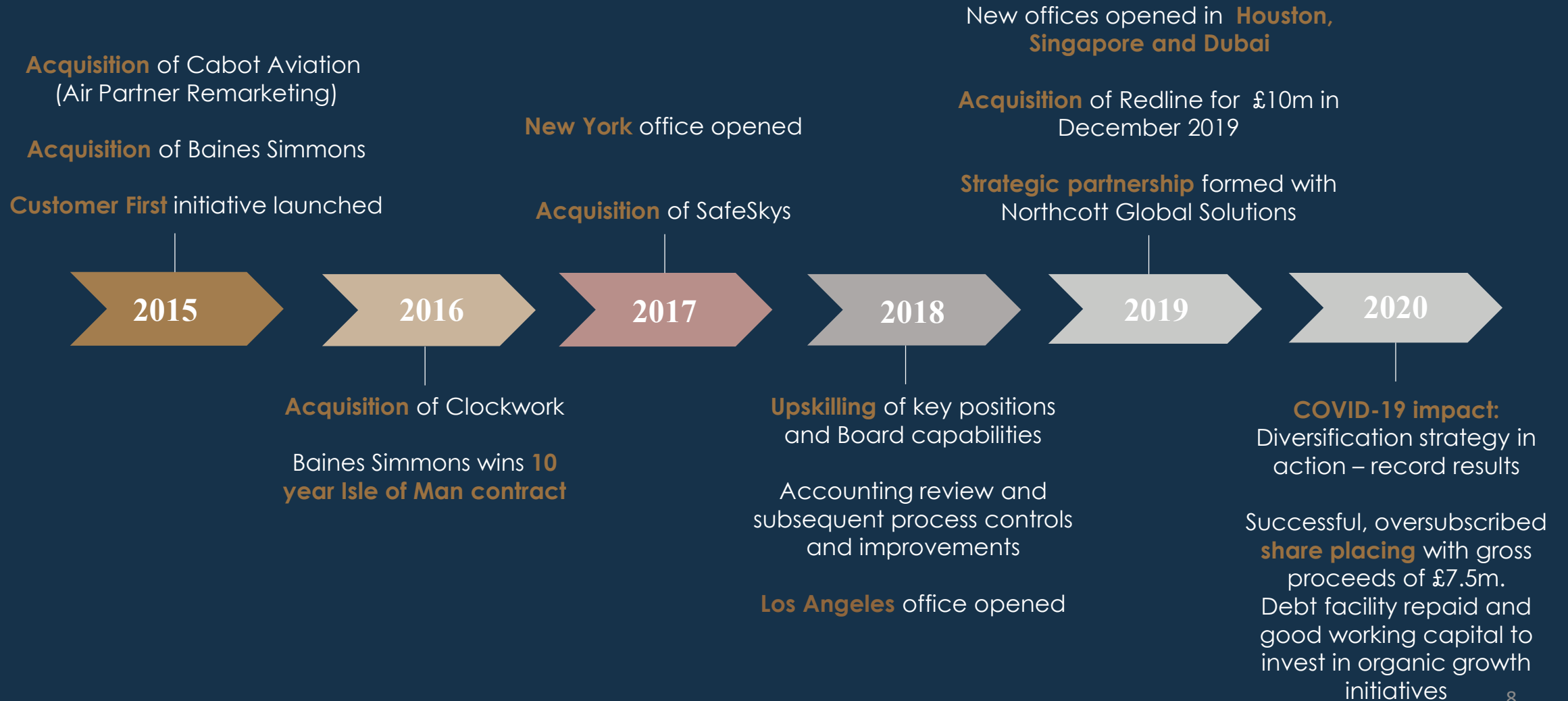
Aviation professionals

**c.450**

Global locations

**16**

# STRATEGY IN ACTION





# AIR PARTNER: KPIs



PUTTING OUR CUSTOMERS FIRST	BROADENING OUR OFFER	GROWING ORGANICALLY: STRENGTHENING OUR CORE BUSINESS	DEVELOPING AND RETAINING OUR PEOPLE	MAINTAINING AND ENHANCING OUR BRAND IDENTITY
<ul style="list-style-type: none"> <li>Continued rollout of CRM tool following successful implementation in UK/USA. Will improve customer experience/ information requests and facilitate cross-selling opportunities across the Group</li> <li>Increased customer offering through cross-selling and new products e.g. Air Partner Protect</li> <li>Feefo Platinum Trusted Service Award for our safety products in Baines Simmons</li> </ul>	<ul style="list-style-type: none"> <li>Acquisition of Redline in December 2019 further broadened our portfolio of aviation products and services, while diversifying and increasing visibility of the Group's revenues</li> <li>As a result of this diversification of services, S&amp;S now contributes 8.3% to the Group's gross profit (lower than prior year due to COVID-19 impact)</li> <li>We continue to assess targeted acquisition opportunities that meet our strict acquisition criteria</li> </ul>	<ul style="list-style-type: none"> <li>Singapore office had an exceptional H1 supporting US Freight activities</li> <li>Dubai office is performing in line with management expectations</li> <li>Presence established in Johannesburg, our first in South Africa</li> </ul>	<ul style="list-style-type: none"> <li>Review of UK reward practices and policies to ensure we are aligned with brand values</li> <li>Cross-selling initiatives are ongoing throughout the Group, uniting employees under the one Air Partner brand and improving engagement</li> </ul>	<ul style="list-style-type: none"> <li>Measured rollout of new Air Partner brand - unifying the Group under one brand umbrella</li> <li>New website launched in September 2020</li> <li>New brand values embedded into employee training programme and onboarding of new staff</li> </ul>

# Joanne Estell

---

*Chief Financial Officer*

# FINANCIAL HIGHLIGHTS

<b>£m's</b> - <i>unless otherwise stated</i>	<b>July 20</b>	<b>July 19</b>	<b>FYR Jan 20</b>	<b>Change (%)</b>
Gross transaction value	<b>182.6</b>	124.1	236.8	47.1%
Gross Profit	<b>27.7</b>	17.2	34.2	61.0%
*Admin expenses (inc. net impairment losses on financial assets)	<b>16.9</b>	13.9	29.4	21.6%
*Underlying operating profit	<b>10.8</b>	3.3	4.8	227.3%
*Underlying profit before tax	<b>10.5</b>	3.0	4.2	250.0%
Statutory profit before tax	<b>8.9</b>	2.8	0.9	217.9%
* Underlying basic EPS (pence)	<b>12.8p</b>	4.3p	6.4p	197.7%
Basic EPS (pence)	<b>10.1p</b>	4.1p	0.6p	146.3%
Interim Dividend (pence)	<b>0.8p</b>	1.8p	1.8p	▼ (55.6%)

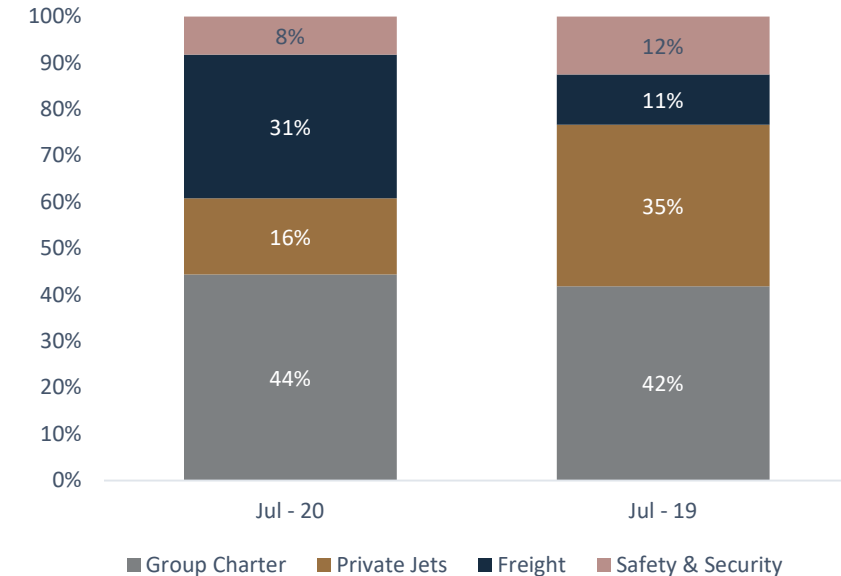
\*Stated before exceptional and other items

# PROFIT RECONCILIATION

£m's	July 20	July 19	FYR Jan 20
<b>* Underlying profit before tax</b>	<b>10.5</b>	3.0	4.2
Change in operating board composition	-	-	(0.2)
Restructuring costs	<b>(0.4)</b>	-	-
Amortisation of purchased intangibles	<b>(1.2)</b>	(0.2)	(0.6)
Acquisition costs			(0.6)
Cost incurred and provision for outflows resulting from French tax investigation		(0.3)	(0.7)
Impairment of goodwill			(1.9)
Settlement of historical legal disputes			0.4
Adjustment to deferred consideration		0.3	0.3
<b>Statutory reported profit before tax (£m)</b>	<b>8.9</b>	2.8	0.9

\*Stated before exceptional and other items

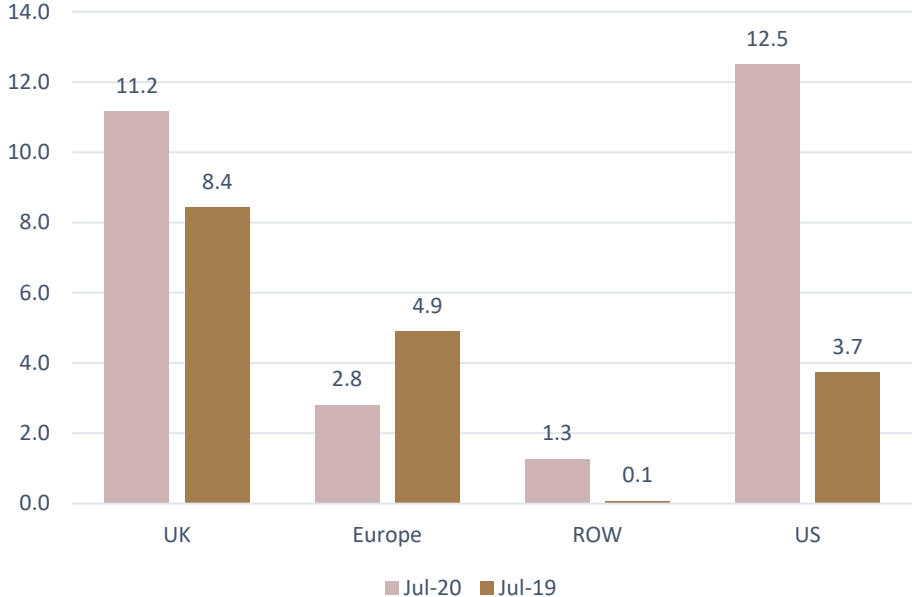
# GROSS PROFIT BY DIVISION



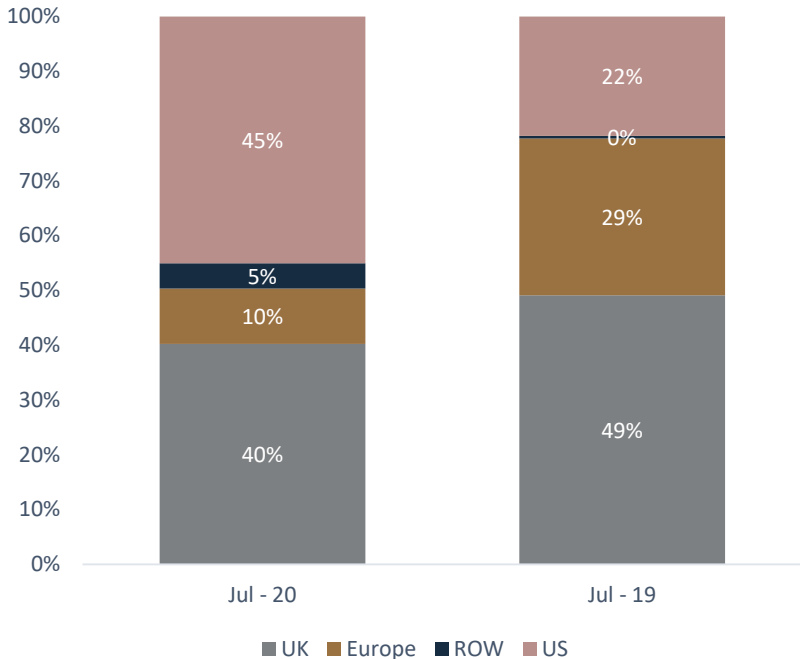
- Group Charter GP up 70.8%, due to:
  - Exceptional demand for repatriation and evacuations flights and several large corporate programmes
- Private Jets GP decreased by 23.3%, driven by closed borders and national lockdowns – enquires in Q3 are strong where borders remain open
- Freight GP up 352.6%, driven by record performances across all offices owing to significant demand for PPE flying throughout H1 – this has now settled to more BAU levels
- S&S GP has remained broadly flat – Redline performance has negated the impact of the pandemic on the consulting and training areas of the business

- Group Charter remains largest division at 44%
- Private Jets contribution decreased to 16% of the Group's GP, driven by national lockdowns and closed borders – enquiry levels have been high in Q3 where borders remain open
- Freight contribution has increased by 20% to 31% due to exceptional demand for PPE flying during the pandemic
- S&S now contributes 8.3% of total GP, supported by the first year of ownership of Redline

# GROSS PROFIT BY REGION



- US significantly ahead of prior period, despite the pandemic restricting PJ growth. Unprecedented demand in Q1 and Q2 for Group Charter (evacuations) and Freight (PPE flying) has resulted in record H1 performance from the US
- UK significantly higher than last year, where Group Charter and Freight demand has helped negate the impact of the pandemic on the S&S business (consultancy and training seen as discretionary spend and therefore put on hold by clients)
- Europe 43% down on last year, principally due to a sharp drop in Tour Operations activity due to the pandemic and softening of Private Jets market given border restrictions. Partially offset by strong Freight demand in Germany in relation to PPE flying



- 60% of gross profit coming from outside UK
- US contribution has increased to 45%, due to significant demand for cruise ship evacuations, repatriations & PPE movements
- Growth in ROW driven by Singapore. Played key role supporting the US business at the height of the pandemic by helping to source freight aircraft supply for PPE cargo movements



# ABBREVIATED STATEMENT OF FINANCIAL POSITION

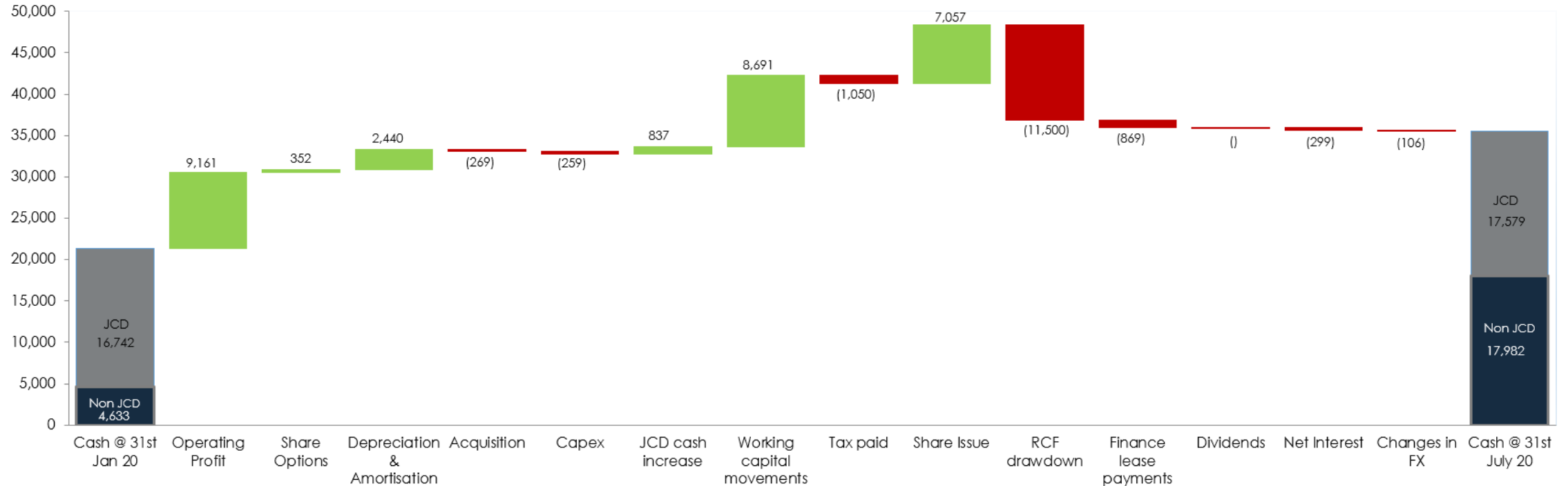
£m's	July 20	July 19	FYR Jan 20
Intangible assets	<b>19.3</b>	11.4	20.5
Tangible assets	<b>1.0</b>	0.9	1.0
Right of use assets	<b>6.3</b>	9.0	6.7
Trade and other receivables	<b>10.5</b>	25.7	18.8
JetCard bank balances	<b>17.6</b>	18.5	16.7
Other cash balances	<b>18.0</b>	9.8	4.6
Other current assets	<b>0.3</b>	0.2	0.3
Trade and other payables	<b>(7.0)</b>	(8.0)	(5.7)
Deferred income and JetCard deposits	<b>(22.2)</b>	(32.2)	(24.7)
Current lease liabilities	<b>(4.3)</b>	(5.8)	(5.4)
Other current liabilities	<b>(11.4)</b>	(8.1)	(6.0)
Deferred consideration	<b>(2.0)</b>	-	(2.3)
Deferred tax (net)	<b>(1.2)</b>	(0.3)	(1.5)
Borrowings	<b>0.0</b>	(5.5)	(11.5)
Long term lease liabilities	<b>(2.7)</b>	(3.5)	(1.9)
Other long term liabilities	<b>(0.4)</b>	(0.1)	(0.4)
Net assets	<b>21.8</b>	12.0	9.2

## Significant movements from July 19

- Intangible assets movement includes the goodwill (+£3.6m) and intangible assets (£7.5m) resulting from the acquisition of Redline, and the impairment of SafeSkys (-£1.9m) offset by £1.7m of amortisation
- Right of use assets and lease liabilities (all recognised under IFRS 16) have decreased, primarily due to the amortisation of the right of use of a chartered Italian aircraft
- Trade and other receivables have reduced significantly in H1 due to a mix shift in trading patterns and COVID-19 impacts
- Other cash balances have increased by £8.2m due to the proceeds from the share placing (net £7.1m) and strong trading in H1 2021, offset by clearing down all bank debt
- Normalised cash is at £15.2m, excluding customer deposits and JetCard cash. Cash is at a high point in the trading cycle and is expected to unwind in H2
- Deferred consideration relates to Redline
- Other creditors have increased due to higher tax liabilities as a result of strong H1 trading
- Air Partner has a clean going concern position as at 30 September 2020

# CASH FLOW BRIDGE

£'000



- Strong working capital movement due to unwinding of debtors and COVID-19 trading pattern
- Normalised cash is at c.£15.2m, excluding JetCard cash and customer deposits. A high point in the trading cycle
- £7.1m of net inflows from fundraise
- £11.5m outflow to clear down utilised RCF facility post acquisition of Redline
- IFRS 16 has increased depreciation by £0.9m, which is offset by a decrease in lease payments by circa £0.9m
- Movement on acquisition relates to Redline working capital adjustment post completion and fair valuing of deferred consideration
- Capex spend of £0.3m (HY19: £0.4m) was predominately software related

# Mark Briffa

*Chief Executive Officer*



## GROUP CHARTER

**Gross profit increased by £5.1m to £12.3m, up 70.8%**

- UK and US strong performance driven by evacuation and repatriation flights at the peak of the pandemic
- Government contracts and sport teams starting to recover
- Tour Operations and Scheduled Group Travel were significantly affected by COVID-19 with the majority of programmes cancelled or right-shifted to next year

## PRIVATE JETS

**Gross profit decreased by £1.4m to £4.6m, down 23.3%**

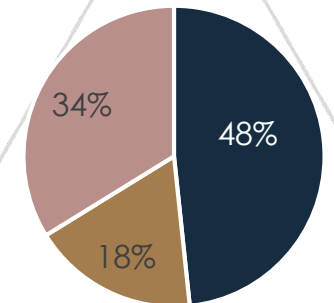
- Number of new JetCard sales sold up by 50% year-on-year
- UK and Europe key customers flying less due to national lockdowns and closed borders, although demand has strengthened throughout Q3 where borders remain open
- The US, where there is a more developed private aviation market, fared better

## FREIGHT

**Gross profit increased by £6.7m to £8.6m, up 352.6%**

- PPE flying has led to record profits across UK, US, Germany and Turkey
- Singapore office has proved to be strategically important in helping to source operators to support the US business
- Normalised levels of freight have begun to return in our core business. We see a potential opportunity to support customers on logistical challenges arising from Brexit, and also remain prepared to mobilise if a vaccine should come available (similar to the PPE surge)

■ Group Charter ■ Private Jets ■ Freight



**Charter gross profit split**

# SAFETY & SECURITY

## Division gross profit increased by 9.5% to £2.3m

- S&S contributes 8.3% of overall group gross profit, down from 12.4% in the prior period
- Consultancy and training services for airlines, airports and aviation clients have been negatively impacted by COVID-19
- Redline performing well, trending at pre-acquisition levels despite impact of COVID-19

## Redline

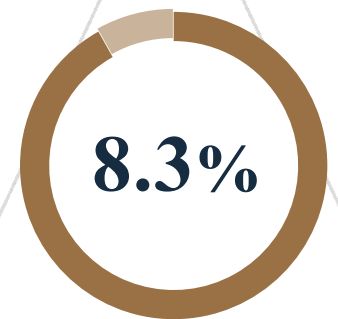
- Significant contract wins throughout H1 with diverse range of customers e.g. ISS Australia and New Zealand and HS2
- Excellent alignment with other Group services - supported Charter on the Diamond Princess cruise ship evacuation
- Integration progressing well, headed by MD of S&S Paul Mason

## Baines Simmons

- Isle of Man Jet Registry performing well in spite of COVID-19
- Strong performance within Fatigue Risk Management during H1 and momentum has continued into H2
- Consultancy and training activities have been significantly impacted by COVID-19 as airlines cut all discretionary spend
- We are now delivering training virtually, utilising Redline's know-how and technology platforms

## Managed Services

- Wildlife Hazard Management contracts have been COVID-19 resistant, providing a steady revenue stream
- As previously announced, in the process of exiting air traffic control operations, expected completion in October 2020



**Safety & Security  
contribution to Group  
gross profit**

# OUTLOOK

---

- Visibility in Charter remains limited, with business levels during Q3 down year-on-year
- H2 profit expected to be modest
- We remain prepared for any spikes in demand as a result of dealing with the impact of COVID-19
- Some sport related demand starting to return in Europe
- Enquiries for Private Jets are up, particularly in the US
- Green shoots of recovery within Safety & Security division
- Cost base has been reduced to reflect the lower levels of business across the Group
- Debt free with normalised net cash of £15.2 m (excludes JetCard cash and customer deposits)
- Good working capital to support large customer programmes and invest in organic growth opportunities
- Given the unpredictability of Charter, we continue to manage the business for the long term and are committed to growing our Safety & Security division



# Appendix



A I R P A R T N E R P L C

# AIR PARTNER: DIVISIONAL STRUCTURE

## Charter

GROUP CHARTER	Charter of large aircraft for 20+ people for governments, corporates, sports and entertainment teams, industrial and manufacturing customers, and tour operators
PRIVATE JETS	Charter of smaller aircraft (up to 19 people) for corporates and HNWIs. A range of solutions from on-demand and a flexible JetCard membership programme to custom proposals, whether travelling for business or leisure
FREIGHT	Charter and part-charter of cargo aircraft, from Learjets to the giant Antonov 225, for regular and bespoke requirements, including emergency aid drops, time-critical door-to-door freight delivery and on board couriers
SPECIALIST SERVICES	A range of other aviation services that complement our Charter business – Scheduled Group Travel, Tour Operations, Air Evacuation, Aircraft Sales and Leasing, and Flight Operations

## Safety & Security



# REDLINE PRODUCTS AND SERVICES



COMPLIANCE MANAGEMENT	ICAO TRAINING	E-LEARNING	QUALITY ASSURANCE	REGULATORY TRAINING
<p>Features of Redline's proprietary SeMS systems:</p> <ul style="list-style-type: none"> <li>• Uses web based cloud architecture</li> <li>• Uses a flexible dashboard supported by a suite of functional add ins</li> <li>• Full drill down and visibility to allow any risk to be assessed from top to bottom</li> <li>• Full tech support from Redline</li> </ul>	<p>Currently only 1 of 35 centres worldwide to offer ICAO training. Training available for:</p> <ul style="list-style-type: none"> <li>• National inspectors</li> <li>• Crisis management</li> <li>• Air cargo and mail security</li> <li>• Instructors</li> </ul>	<p>Redline's comprehensive e-product line provides instant access to industry leading training delivered through a state-of-the-art online training platform</p>	<p>Consists of:</p> <ul style="list-style-type: none"> <li>• Covert and overt testing</li> <li>• Redline reporting system</li> <li>• Physical security systems audit</li> </ul>	<p>Recognised as an "Outstanding" training provider against the CAA quality assurance framework</p>



**Useful info:**

- Blue chip global customer base
- 40 active customers spread across governments, corporates and sports sector
- Long term contracts that deliver revenues beyond 2023
- Top 6 customers have renewed long term contracts over last 12 months

# REDLINE'S CUSTOMER REACH

## • TRAINING COURSES

- Aviation Security Training
- E-Learning Courses
- ICAO Courses
- Corporate, CNI & Event Security Courses
- Advanced Security

## Security Services

- Consultancy
- Corporate/CNI/Event
- Transition Management

## Compliance Management

- Monitoring
- SeMS (Security Management System)
- SeMS (Security Testing)
- Threat Image Recognition
- Redline TIRT

## Quality Assurance and GAP Analysis

- Quality Assurance and Auditing
- Physical Penetration Testing
- SeMS Gap Analysis

## UK Mainland Airports

- Aberdeen
- Birmingham
- Bournemouth
- Bristol
- Cardiff
- Doncaster
- Durham Tees Valley
- East Midlands
- Exeter
- Glasgow Prestwick
- Liverpool
- London Heathrow
- London Southend
- Manchester
- Stansted
- Southampton
- Belfast

## Overseas Airports

- Paris CDG & Orly
- Gibraltar
- Jersey, Guernsey & IoM

## Air Cargo Facilities

- Edinburgh
- Glasgow
- Leeds
- 1 x Manchester
- 2x East Midlands
- Tamworth
- Northampton
- 4 x London sites
- Stansted

## Overseas Cargo

- Cologne
- Hong Kong
- Bangkok
- Singapore
- Mexico
- Portugal

## Airlines

- Wizz Air
- UPS
- Eastern Airways
- Tui Airways
- British Airways
- Etihad
- Virgin Atlantic

## Critical National Infrastructure

- Parliamentary Estate
- Buckingham Palace
- Windsor Castle
- 380+ HMG Courts

## Other

- Olympic venues
- Sports Clubs & Stadia
- Foreign Governments & Departments
- CAA
- United Nations

# TOP TEN SHAREHOLDERS

Current Rank	Fund Manager	Style	Shares	% at 16-Sep-2020
1	Schroder Investment Management	Value & Growth	7,354,919	11.57
2	Hargreaves Lansdown, stockbrokers (EO)	Retail	6,482,225	10.20
3	Amati Global Investors	Growth	5,233,334	8.23
4	Tellworth Investments	Hedge	5,221,298	8.21
5	Premier Miton Investors	Value & Growth	4,737,530	7.45
6	Interactive Investor (EO)	Retail	3,942,632	6.20
7	Individuals	Retail	3,089,308	4.86
8	Lord Lee of Trafford	Retail	2,997,250	4.72
9	Barclays Smart Investor (EO)	Retail	2,496,640	3.93
10	Jarvis Investment Management (EO)	Retail	1,871,520	2.94

1 Share register analysis at 16<sup>th</sup> September 2020